

6.2 Assembly pictorials:

	pictorial #
FRONT PANEL	
outside.....	1
inside.....	2
adjustments.....	3
CARD RACK (top view).....	3
HEAT SINK RACK	
overview.....	4
front view.....	5
heat sink 1, side view.....	6
TB401 and TB402 detail.....	7
shunt and limiters detail...8	
CHASSIS	
transformers and line voltage programming block overview.....	9

FIGURE 1

FRONT PANEL

1. Front panel assembly

2. Front panel mounting

3. Front panel wiring

4. Front panel testing

5. Front panel completion

REAR PANEL

6. Rear panel assembly

7. Rear panel mounting

8. Rear panel wiring

9. Rear panel testing

10. Rear panel completion

CHASSIS

11. Chassis assembly

12. Chassis mounting

13. Chassis wiring

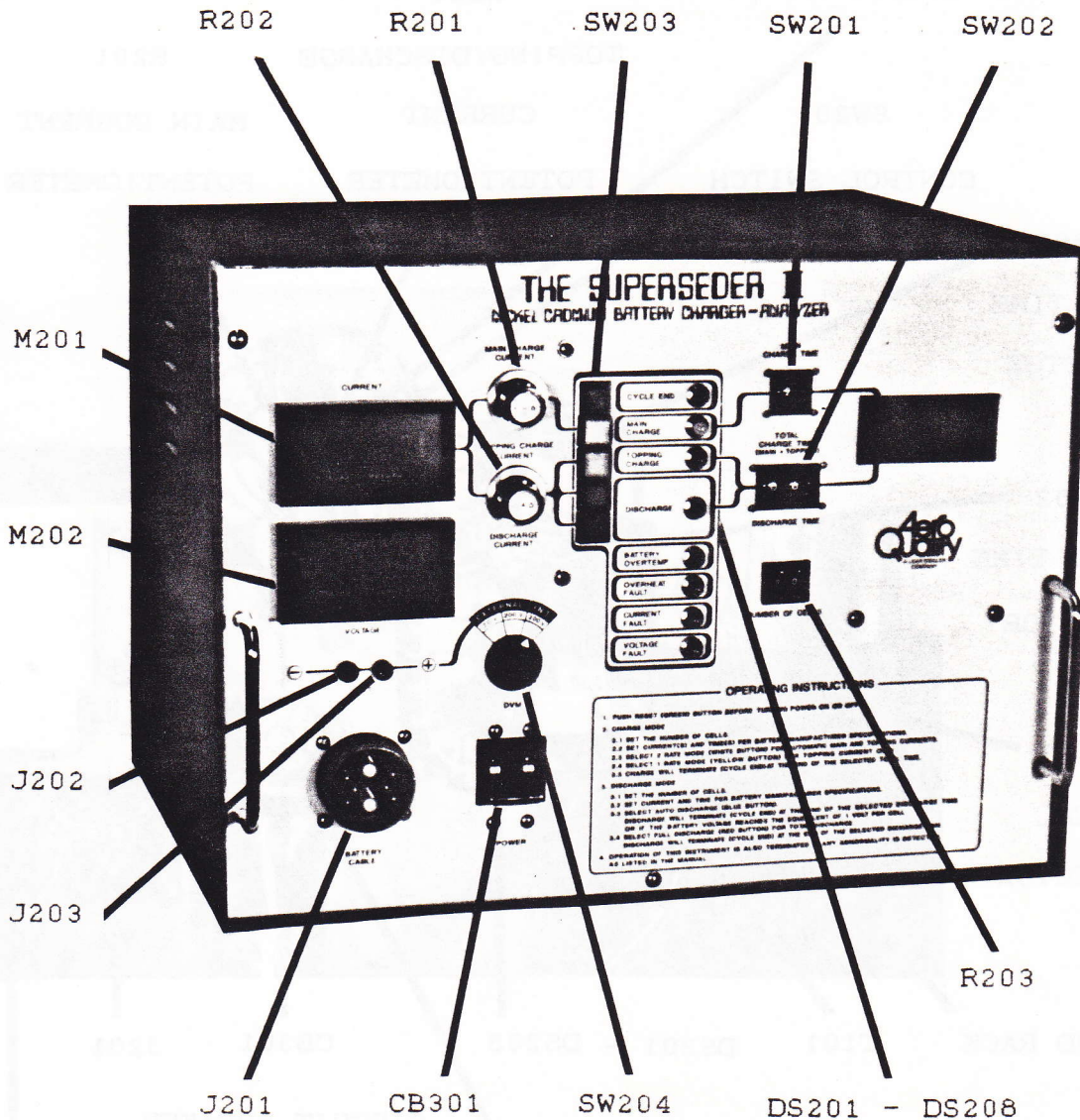
14. Chassis testing

15. Chassis completion


16. Final assembly

17. Final testing

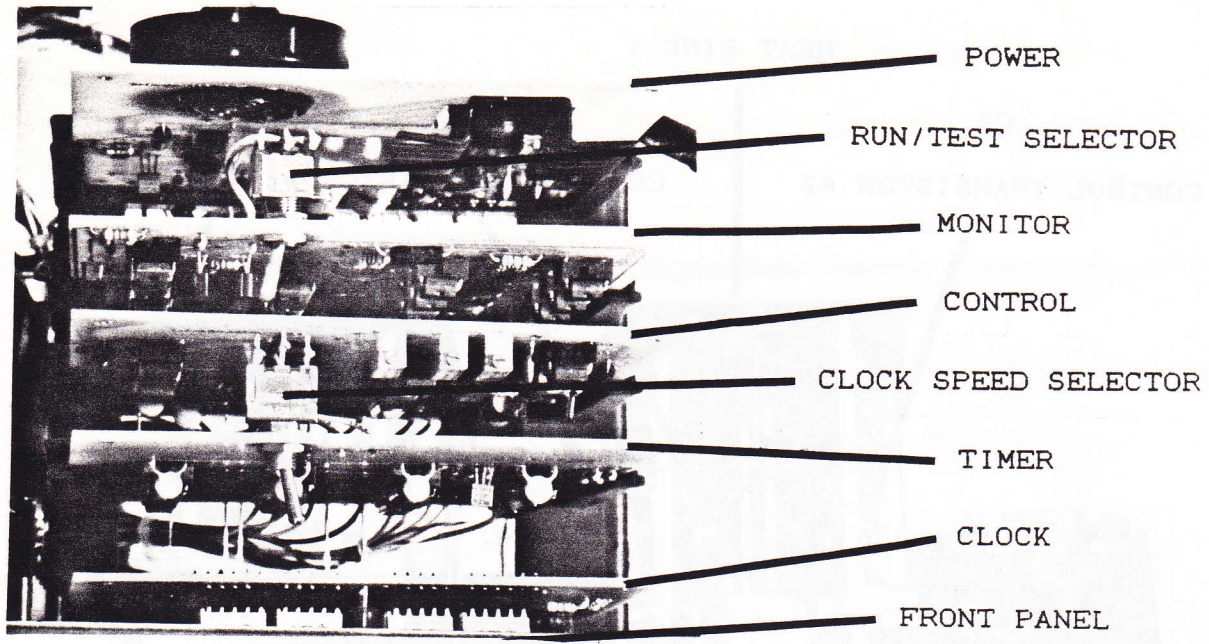
18. Final completion



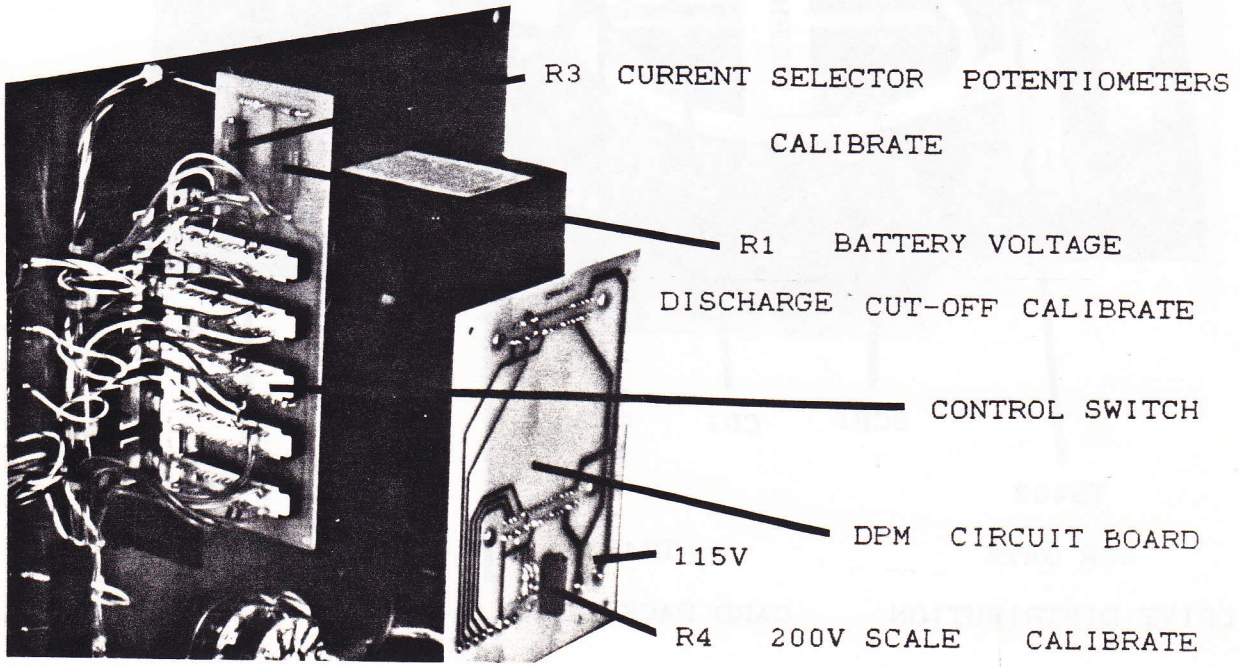
FRONT PANEL - FRONT VIEW




FRONT PANEL - REAR VIEW



CARD RACK - TOP CIRCUIT BOARD DETAILS




FRONT PANEL - ADJUSTMENTS DETAILS



HEAT SINK RACK - OVERVIEW

CR1 CR2 RECTIFIERS CONTROL TRANSISTOR #1

GROUND



HEAT SINK 1


HEAT SINK 2

CR3 DISCHARGE REVERSE
POLARITY PROTECTION DIODE

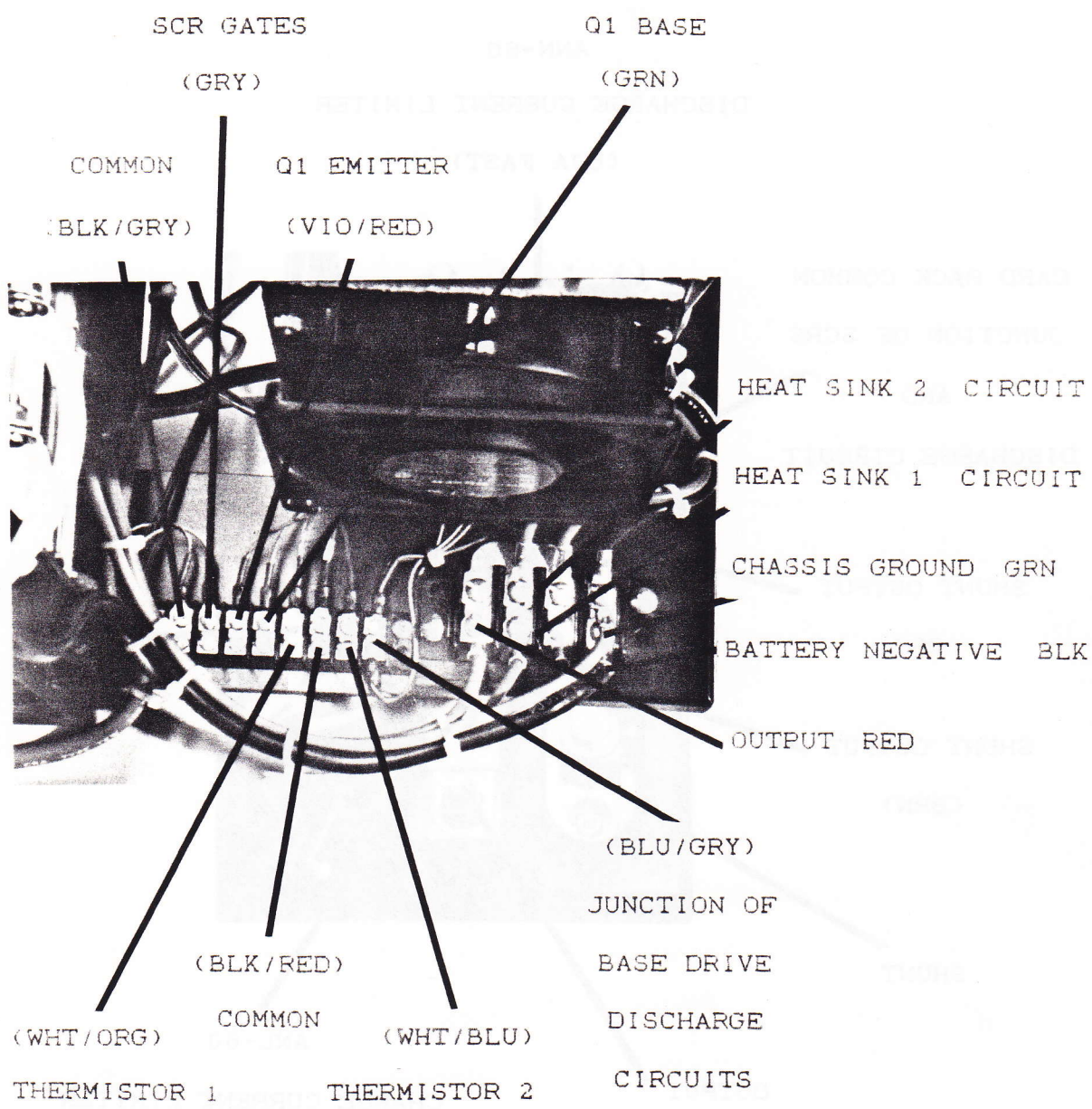
HEAT SINK RACK - FRONT VIEW

Superseder II - Technical manual, rev 0 - pictorial 5

(BATTERY NEGATIVE - CHASSIS GROUND)



HEAT SINK 1 - SIDE VIEW



TB 401 CARD RACK SIGNALS TB402 DISCHARGE CIRCUIT JUNCTION

HEAT SINK RACK - TB401, TB402 DETAIL

ANN-60

DISCHARGE CURRENT LIMITER

(60A FAST)


CARD RACK COMMON
JUNCTION OF SCRS
AND
DISCHARGE CIRCUIT

SHUNT OUTPUT
(ORG)

SHUNT OUTPUT
(BRN)

SHUNT

OUTPUT
TO BATTERY CONNECTOR




SCR1
SCR2

ANN-60

CHARGE CURRENT LIMITER
(60A SLOW)

HEAT SINK RACK - SHUNT/CURRENT LIMITERS DETAIL



CHASSIS - TRANSFORMERS, LINE PROGRAMMING BLOCK TOP VIEW

TRANSFORMER T901 CHASSIS GROUND
CIRCUIT BREAKER WIRE TRANSFORMER T902



HEAT SINK 1 FAN CORD JUNCTION (120V SHOWN)
HEAT SINK 2 FAN CORD JUNCTION (120V SHOWN)
LINE CORD FUSE T901

DIGITAL METERS ELECTRONICS (CARD BACK)

CHASSIS - TRANSFORMERS, LINE PROGRAMMING BLOCK TOP VIEW

SEC 7 - BILLS OF MATERIALS

Superseder II Assembly Structure

SYSTEM.....	9899902001
FINAL ASSEMBLY.....	9851902001
FRONT PANEL ASSEMBLY.....	9831902201
CHASSIS ASSEMBLY.....	9831902301
HEAT SINK RACK ASSEMBLY.....	9831902401
CIRCUIT BOARDS:	
CLOCK.....	9879902007
TIMER.....	9879902010
CONTROL.....	9879902011
MONITOR.....	9879902012
POWER.....	9879902013
ACCESSORY KIT.....	9896902001
BATTERY CABLE.....	9895902001
TEMP-PLATE.....	9895902002
SINGLE CELL ADAPTOR.....	9895902003
SPARE PARTS.....	9896902003

9899902001	SYSTEM	1	
9851902001	FINAL ASSEMBLY	1	
9831902201	FRONT PANEL ASSEMBLY	1	
9831902301	CHASSIS ASSEMBLY	1	
9831902401	HEAT SINK RACK ASSEMBLY	1	
9879902007	CLOCK	1	
9879902010	TIMER	1	
9879902011	CONTROL	1	
9879902012	MONITOR	1	
9879902013	POWER	1	
9896902001	ACCESSORY KIT	1	
9895902001	BATTERY CABLE	1	
9895902002	TEMP-PLATE	1	
9895902003	SINGLE CELL ADAPTOR	1	
9896902003	SPARE PARTS	1	

ITEM NO	DESCRIPTION	QTY	UNIT
9899902001	SYSTEM	1	
9851902001	FINAL ASSEMBLY	1	
9831902201	FRONT PANEL ASSEMBLY	1	
9831902301	CHASSIS ASSEMBLY	1	
9831902401	HEAT SINK RACK ASSEMBLY	1	
9879902007	CLOCK	1	
9879902010	TIMER	1	
9879902011	CONTROL	1	
9879902012	MONITOR	1	
9879902013	POWER	1	
9896902001	ACCESSORY KIT	1	
9895902001	BATTERY CABLE	1	
9895902002	TEMP-PLATE	1	
9895902003	SINGLE CELL ADAPTOR	1	
9896902003	SPARE PARTS	1	

ASSEMBLY : 9831902201 - FRONT PANEL

ITEM NO	REF DES	QTY	PART DESCRIPTION	JFM PART NO
1	PANEL	1	Front panel	1031902201
2	J201	1	Receptacle, circular MS3102A3215P	213131R080
3	J202	1	Banana jack, black	2102000010
4	J203	1	Banana jack, red	2102000210
5	HANDLE	2	Handle, 4.25"	2431R425C0
6	KNOB	1	Knob	242111PR40
7	BEZEL	1	Bezel, 5 digit, red	2441002500
8	M1	1	DPM, current (200mV DM3100B7429)	29123100B1
9	M2	1	DPM, voltage (2V DM3100B DATEL)	29123100B0
10	J204-210	7	Socket, indicator IDI 6410	3821046100
11	LENS1	1	Lens, green IDI 4625	3825046250
12	LENS2	1	Lens, white IDI 4622	3825046220
13	LENS3	1	Lens, amber IDI 4623	3825046230
14	LENS4	1	Lens, red IDI 4621	3825046210
15	LENS5	3	Lens, blue IDI 4626	3825046260
16	LENS6-8	3	Lens, yellow IDI 4627	3825046270
17	BULB	7	Bulb, #85 24V, 40mA	3851008500
18	R201-202	2	Pot w/dial 10K, 5 turn	4755051030
19	R203	1	Pot, digital 10k, 2 digit	47562H1030
20	SW201	1	Lever switch, 1 decade BCD comp	5142L201C0
21	SW202	1	Lever switch, 2 decada BCD comp	5142L202C0
22	SW203	1	Control switch sub-assembly	9821902251
23	SW204	1	DPM switch pre-assembly	9811902252
24	CARD RACK	1	Card Rack sub-assembly	9821902101
25	BOARD	1	DPM circuit board assembly	9879902007

ASSEMBLY : 9821902251 - CONTROL SWITCH

ITEM NO	REF DES	QTY	PART DESCRIPTION	JFM PART NO
1	BRACKET	1	Bracket, switch	1031902202
2	SWITCH	1	Control switch, 5 station	5139902251
3	SW bd	1	Switch, circuit board	1751902008
4	R1	1	Trimpot, 1K	4761MG1020
5	R2	1	Resistor, 4.53K 1/4W, 1%	47210G4531
6	R3	1	Trimpot, 5K	4761MG5020
7	R4	1	Resistor, 4.99k 1/4W, 1%	47210G4991
8	R5	1	Resistor, 1K 1/4W, 5%	47110G1020

ASSEMBLY : 9821902101 - CARD RACK

ITEM NO	REF DES	QTY	PART DESCRIPTION	JFM PART NO
1	RACK	1	Card rack	1031902101
2	J101	1	Card conn. .156", dual 22	2125D22S00
3	J102-105	4	Card conn. .156", dual 22 w/guide	2125D22SG0
4	T1	1	Transformer 36V, .55A P8613	5612P86130

ASSEMBLY : 9879902007 - DPM CIRCUIT BOARD

ITEM NO	REF DES	QTY	PART DESCRIPTION	JFM PART NO
1	BOARD	1	DPM circuit board	1751902007
2	CONN	2	Card conn. .100", dual 18	2121D18P00
3	R1	1	Resistor, 10.0K 1/4W, 1%	47210H1002
4	R2	1	Resistor, 110K 1/4W, 1%	47210I1103
5	R3	1	Resistor, 1.00M 1/4W, 1%	47210J1004
6	R4	1	Trimpot, 10K	4761MH1030

ASSEMBLY : 9831902301 - CHASSIS

ITEM NO	REF DES	QTY	PART DESCRIPTION	JFM PART NO
1	CHASSIS	1	Chassis	1031902301
2	TB301	1	Terminal block, 1/2", dual 15	2151092150
3	MARKER	1	Marker strip	2152092150
4	BUMPER	5	Bumper, rubber, .937 x .625	2871151080
5	BREAKER	1	Circuit breaker dual 40A 250V	4331020400
6	FUSE HLDR	2	Fuse holder, shock safe 3AG	431803AG00
7	F301-302	2	Fuse, 1/4A Slow Blow	431102R250
8	T301-302	2	Transformer, 36V-50A	5611036500
9	LINE CORD	1	Line cord, 250V 30A, NEMA 630-P	60610PG060
10	JUMPER	2	Jumper 2", red, #10	9811902021

ASSEMBLY : 9831902401 - HEAT SINK RACK

ITEM NO	REF DES	QTY	PART DESCRIPTION	JFM PART NO
1	RACK	1	Heat Sink Rack	1031902401
2	TB401	1	Terminal block 3/8", dual 8	2151062080
3	STRIP401	1	Marker strip 3/8", 8 pos	2152062080
4	TB4202	1	Terminal block, 1/2", dual 4	2151092040
5	STRIP402	1	Marker strip 1/2", 8 pos	2152092040
6	TB403	1	Terminal block 3/8", dual 6	2151062060
7	STRIP403	1	Marker strip 3/8", 6 pos	2152062060
8	JMP401-2	2	Jumper 1/2" terminal block	2150J01R20
9	JMP403-4	2	Jumper 3/8" terminal block	2150J03R80
10	SHUNT	1	Shunt, 50A-50mV	29810500M0
11	F401	1	Current limiter 60A chg ANL-60	4317ANL600
12	F402	1	Current limiter 60A dis ANN-60	4317ANN600
13	HOLDER	2	Holder, current limiter 4164	4318041640
14	HS401	1	Heat sink 1 sub-assembly	9821902451
15	HS402	1	Heat sink 2 sub-assembly	9821902452

ASSEMBLY : 9821902451 - HEAT SINK 1

ITEM NO	REF DES	QTY	PART DESCRIPTION	JFM PART NO
1	FAN	1	Fan, 4-1/2" 100 CFM	2611010000
2	R1	1	Resistor, 1 ohm 1/2W, 5%	47120D1R00
3	R2-R3	2	Resistor, 100 ohm 1/2W, 5%	47120F1010
4	R4-R15	11	Resistor, .22 ohm 2W, 5%	47410CR200
5	CR1-CR2	2	Rectifier, 70HR20A	48120HR20A
6	Q1,Q3-Q12	11	Transistor, MJ15023	4822J15023
7	Q2	1	Transistor, MJ15001	4822J15001
8	HS	1	Heat sink	531982A5AA
9	THERM	1	Thermistor, UUT43J1, 30K at 25C	5331UT43J1

ASSEMBLY : 9821902452 - HEAT SINK 2

ITEM NO	REF DES	QTY	PART DESCRIPTION	JFM PART NO
1	FAN	1	Fan, 4-1/2", 110CFM	2611011000
2	R1-R12	12	Resistor, .22 ohm 2W, 5%	47410CR220 ✓
3	Q1-Q12	12	Transistor, MJ15023	4822J15023
4	HS	1	Heat sink	531928A3AA
5	THERM	1	Thermistor, UUT43J1, 30K at 25C	5331UT43J1

ASSEMBLY : 9879902009 - CLOCK circuit board

ITEM NO	REF DES	QTY	PART DESCRIPTION	JFM PART NO
1	C1-C2	2	Capacitor, 10uF 20V, Sld tant	15510I1000
2	BOARD	1	Circuit board	1751902009
3	X1-X2	2	Socket, IC 24 pin	21112400T0
4	X3-X8	6	Socket, IC 16 pin	21111600T0
5	R1-R29	29	Resistor, 820 ohm 1/4W, 5%	47110F8210
6	R30	1	Resistor, 10K 1/4W, 5%	47110H1030
7	CR1	1	Diode, 1N4148	4811N41480
8	Q1	1	Transistor, 2N3904	4821N39040
9	LED1-2	2	LED, red T 1-3/4	484102D030
10	READOUT	4	Readout, 7 segment HDSP-5303	4842HP5303
11	U1,3,4,6	4	IC, driver, MC14511BCP	4826045110
12	U2	1	IC, counter, MC14518BCP	4826045180
13	U5	1	IC, counter, MC14566BCP	4826045660

ASSEMBLY : 9821902010 - TIMER circuit board

ITEM NO	REF DES	QTY	PART DESCRIPTION	JFM PART NO
1	C1-C8	8	Capacitor, .01 uf 50V C Disc	15110F1030
2	C9	1	Capacitor, 10 uf 20V, sld tant	15410I1000
3	BOARD	1	Circuit board	1751902010
4	X1,X3-X8	7	Socket, IC 16 pin	21111600T0
5	X2	1	Socket, IC 14 pin	21111400T0
6	R1-R6 R11-R15 R21-R22	13	Resistor, 47K 1/4W, 5%	47110H4730
7	R25-R27	3	Resistor, 10K 1/4W, 5%	47110H1030
8	R28	1	Resistor, 100K 1/4W, 5%	47110G1040
9	CR2-CR5	4	Diode, 1N4148	4811N41480
10	Q1	1	Transistor, 2N3904	4821N39040
11	U1,U5,U6	3	IC, Counter, MC14566BCP	4862045660
12	U2	1	IC, Flip-Flop, MC14013BCP	4862040130
13	U3	1	IC, Counter, MC14518BCP	4862045180
14	U4,U7,U8	3	IC, Comparator, MC14585BCP	4862045180
15	SW1	1	Switch, SPDT ON-OFF-ON	5111M121P0

ASSEMBLY : 9879902011 - CONTROL circuit board

ITEM NO	REF DES	QTY	PART DESCRIPTION	JFM PART NO
1	C1,13,19 C20,22,26 C27,28	8	Capacitor, 1 uF 35V, sld tant	15410H1R00
2	C2-6,9,10 C12,13,18 C21,23	12	Capacitor, .01 uF 50V, cer disc	15110F1030
3	C11,15,16 C16,25	3	Capacitor, 10 uF 20V, sld tant	15410I1000
4	C17	1	Capacitor, 1 uF 250V, mylar	1524H105P0
5	C24	1	Capacitor, .001 uF 50V, cer disc	15110E1020
6	C28,C29	2	Capacitor, 33 pF 50V, cer disc	15110C3300
7	BOARD	1	Circuit board	1751902011
8	X1,4,11 X12	4	Socket, IC 8 pin	21110800T0
9	X9,10	2	Socket, IC 8 pin, gold	21110800G0
10	X2,3,5-6	5	Socket, IC 14 pin	21111400T0
11	R1,2,7-9 R20,21 R34,41	9	Resistor, 10K 1/4W, 5%	47110H1030
12	R3,40	2	Resistor, 1 M 1/4W, 5%	47110J1050
13	R4,30,47 R52	4	Resistor, 1K 1/4W, 5%	47110G1020
14	R5,6,16 R17,18,27	6	Resistor, 12K 1/4W, 5%	47110H1230
15	R15,48	2	Resistor, 100K 1/4W, 5%	47110I1040
16	R22	1	Resistor, 51 ohm 1/4W, 5%	47110E5100
17	R24,36	2	Resistor, 24.9K 1/4W, 1%	47210H2492
18	R25,29	2	Trimpot, 1K	4761MG1020
19	R26	1	Resistor, 10 M 1/4W, 5%	47110K1060
20	R28,37	2	Trimpot, 10K	4761MH1030
21	R31,35	2	Resistor, 249K 1/4W, 5%	47210I2493
22	R32,33	2	Resistor, 2.49K 1/4W, 5%	47210G2491
23	R38,45	2	Resistor, 10 ohm 1/4W, 5%	47110E1000
24	R39	1	Resistor, 30K 1/4W, 5%	47110H3030
25	R42	1	Resistor, 20K 1/4W, 5%	47110H2030
26	R43	1	Resistor, 4.53K 1/4W, 5%	47210G4531
27	R44	1	Resistor, 1.00K 1/4W, 5%	47210G1001
28	R46	1	Resistor, 51K 1/4W, 5%	47110H5130
29	R49,50,51	3	Resistor, 2.49M 1/4W, 1%	47210J2494
30	CR2-6	5	Diode, 1N4148	4811N41480
31	VR1	1	Zener, 1N5231B	4815N5231B
32	VR2	1	Zener, 1N5240B	4815N5240B
33	Q1	1	Transistor, 2N3904	4821N39040
34	U1,11	2	IC, Comparator, LM311N	4851L31100
35	U2	1	IC, Gate, MC14012BCP	4862040120

36	U3	1	IC, Gate, MC14023BCP	4862040230
37	U5	1	IC, Inverter, MC14069BCP	4862040690
38	U6	1	IC, Gate, MC14011BCP	4862040110
39	U7	1	IC, Transm gate, MC14066BCP	4862040660
40	U8	1	IC, Op Amp, MC1456P1	4851M14560
41	U9,10	2	IC, Op Amp, LM308AN	4851L308A0
42	U12	1	IC, Regulator, LM376N	4851L37600

ASSEMBLY : 9879902012 - MONITOR circuit board

ITEM NO	REF DES	QTY	PART DESCRIPTION	JFM PART NO
1	C1-C5, C11,14	6	Capacitor, 1 uF 35V, sld tant	15410H1R00
2	C6-C10	5	Capacitor, 10 uF 20V, sld tant	15410I1000
3	C12,13	2	Capacitor, .01 uF 50V cer disc	15110F1030
4	BOARD	1	Circuit board	1751902012
5	X1-3, X5,6,7,10	6	Socket, IC 14 pin	21111400T0
6	X4,5	2	Socket, IC 16 pin	21111600T0
7	X8,9, X11-X17	8	Socket, IC 8 pin	21110800T0
8	R1,78	2	Resistor, 1K 1/4w, 5%	47110G1020
9	R2,5,63 R70,72,75	6	Resistor, 10K 1/4W, 5%	47110H1030
10	R3	1	Resistor, 20K 1/4W, 5%	47110H2030
11	R4,7,8, R13,46,71, R73,74,76	9	Resistor, 47K 1/4W, 5%	47110H4730
12	R6,28,41, R43,53	5	Resistor, 12K 1/4W, 5%	47110H1230
13	R9,29	2	Resistor, 1M 1/4W, 5%	47110J1050
14	R10,12, R30,77	4	Resistor, 100K 1/4W, 5%	47110I1040
15	R14	1	Resistor, 20.5K 1/4W, 1%	47210H2052
16	R15,18-21 R44,47,57, R64,65	10	Resistor, 10.0K 1/4W, 1%	47210H1002
17	R16,59	2	Resistor, 12.1K 1/4W, 1%	47210H1212
18	R17	1	Resistor, 1.00K 1/4W, 1%	47210I1001
19	R24,50,56	3	Resistor, 30.1K 1/4W, 1%	47210H3012
20	R25,49,54	3	Resistor, 10.0 ohm 1/4W, 1%	47210E10R0
21	R26,27,61	3	Resistor, 14.0K 1/4W, 1%	47210H1402
22	R31,56	2	Resistor, 5.1M 1/4W, 5%	47110J5150
23	R32,34,35	3	Resistor, 4.99K 1/4W, 1%	47210I4991
24	R33	1	Resistor, 20.0K 1/4W, 1%	47210H2002
25	R36	1	Resistor, 15.0K 1/4W, 1%	47210H1502
26	R37	1	Resistor, 14.3K 1/4W, 1%	47210H1432
27	R38	1	Trimpot, 2K	4761MG2020
28	R39	1	Trimpot, 5K	4761MG5020
29	R40,45	2	Resistor, 17.8K 1/4W, 1%	47210H1782
30	R42	1	Resistor, 470K 1/4W, 5%	47110I4740
31	R48	1	Resistor, 3.01K 1/4W, 1%	47210G3011
32	R58	1	Resistor, 32.4K 1/4W, 1%	47210H3242
33	R60	1	Resistor, 24.3K 1/4W, 1%	47210H2432
34	R66	1	Resistor, 100K 1/4W, 1%	47210I1003
35	CR1-4,	9	Diode, 1N4148	4811N41480

	CR7-11			
36	CR5,6	2	Rectifier, 1N4002	4812N40020
37	Q1	1	Transistor, 2N3904	4821N39040
38	Q2-5	4	Transistor, 2N3906	4821N39060
39	U1,7	1	IC, gate, MC14011BCP	4862040110
40	U2	1	IC, gate, MC14012BCP	4862040120
41	U3,6,10	3	IC, comparator, LM339N	4851L33900
42	U4	1	IC, driver, ULN2004AN	4829020040
43	U5	1	IC, latch, MC14044BCP	4862040440
44	U8,9,13 U14-17	6	IC, comparator, LM311N	4851L31100
45	U11,12	2	IC, op amp, MC1546P1	4851M14560
46	SW1	1	Switch, SPDT	5111M120P0

ASSEMBLY : 9879902013 - POWER circuit board

ITEM NO	REF DES	QTY	PART DESCRIPTION	JFM PART NO
1	BEEPER	1	Beeper, Sonalert SNP428	1311NP4280
2	C1,6,7, C9,10	5	Capacitor, 1 uF 35V, sld tant	15410H1R00
3	C2	1	Capacitor, .01 uF 50V, cer disc	15110F1030
4	C3,5	2	Capacitor, 220 uF 50V, elect	1531J221H0
5	C4	1	Capacitor, 470 uf 25V, elect	1531J471E0
6	C8	1	Capacitor, .001 uF 50V, cer disc	15110E1020
7	BOARD	1	Circuit board	1751902013
8	R1,21	2	Resistor, 12K 1/4W, 5%	47110H1230
9	R2-5	4	Resistor, 10 ohm 1/4W, 5%	47110E1000
10	R9,10	2	Resistor, 10 ohm 1/2W, 5%	47120E1000
11	R11	1	Resistor, 5 ohm 5W, 5%	47410D5R00
12	R12,15	2	Resistor, 1K 1/4W, 5%	47110G1020
13	R13	1	Resistor, 4.7K 1/4W, 5%	47110G4720
14	R14	1	Resistor, 18K 1/4W, 5%	47110H1830
15	R16	1	Resistor, 51 ohm, 1/2W, 5%	47120E5100
16	R17	1	Resistor, 470 ohm, 1/4W, 5%	47110F4710
17	R18	1	Resistor, 2.2K 1/4W, 5%	4711G02220
18	R19,20	2	Resistor, 47K 1/4W, 5%	47110H4730
19	R22	1	Resistor, 680K 1/4W, 5%	47110I6840
20	R23	1	Resistor, 68K 1/4W, 5%	47110H6830
21	CR1,3-14, CR16	16	Rectifier, 1N4002	4812N40020
22	CR2	1	Bridge rectifier, VE28	4813VE4280
23	CR15,17, CR18,19	4	Diode, 1N4148	4811N41480
24	Q1,2	2	Transistor, 2N3904	4821N39040
25	Q3	1	Transistor, TIP30A	4822T030A0
26	U1	1	IC, driver, ULN2004AN	4829020040
27	U2	1	IC, oscillator, NE555P	48550555P0
28	U3	1	IC, regulator, 7915CT	48527915T0
29	U4	1	IC, regulator, 7815CT	48527815T0
30	U5	1	IC, regulator, 7812CT	48527812T0
31	HS	1	Heat sink, TO-220	5311T02200

ASSEMBLY : 9895902001 - BATTERY CABLE (dual)

ITEM NO	REF DES	QTY	PART DESCRIPTION	JFM PART NO
1	PLUG1	1	Plug, MS3106B 32-15S	213131P080
2	CLAMP	1	Clamp w/boot, MS3057-	213131C0B0
3	PLUG2	1	Plug, MS3106A 16S-5P	213131P050
4	CLAMP	1	Clamp w/boot, MS3057-	213131C0B1
5	PLUG3,4	2	Connector, battery BD6-3G	2191BD63G0
6	TERM1-4	4	Terminal, ring #6 x 3/8	216106D060
7	W1	60"	Wire, 6AWG BLK, UL1015	6012060NNO
8	W2	59"	Wire, 6AWG RED, U11015	6012062NNO
9	W3	48"	Cable, 22AWG 5 conductor	6041805220

ASSEMBLY : 9895902002 - TEMP-PLATE

ITEM NO	REF DES	QTY	PART DESCRIPTION	JFM PART NO
1	TEMPLATE	1	Temp-plate	1031902601
2	J1	1	Receptacle MS3102A 16S-5S	213131R050
3	J2	1	Receptacle, battery 7002	2191070020
4	THERM1-4	4	Thermistor, UUT43J1 30K at 25C	5331UT43J1

ASSEMBLY : 9895902003 - SINGLE CELL ADAPTOR

ITEM NO	REF DES	QTY	PART DESCRIPTION	JFM PART NO
1	P1	1	Receptacle, battery 7002	2191070020
2	CLIP1	1	Clip, battery BLK 46C	21780B46C0
3	CLIP2	1	Clip, battery RED 46C	21780R46C0
4	W1	21"	Wire, 10AWG BLK, UL1015	6012100NNO
5	W2	21"	Wire, 10AWG RED, UL1015	6012102NNO

SPARE/ACCESSORY PARTS

ITEM NO	REF DES	QTY	PART DESCRIPTION	JFM PART NO
1	JUMPER1	2	Jumper, black	9811902022
2	JUMPER2	2	Jumper, white	9811902023
3	BULB	2	Bulb, #85, 28V 40mA	3851008500
4	EXTENDER	1	Extender board, .156" dual 22	1781156226
5	CURR LIM1	1	ANL-60	4317ANL600
6	CURR LIM2	2	ANN-60	4317ANN600

ITEM NO.	REF. DES.	QTY.	PART DESCRIPTION	FR. PART NO.
1	JUMPER	2	Jumper, black	581180202
2	JUMPER	2	Jumper, white	581180203
3	WELD	2	Weld, 1/8", 20V 40mA	581180200
4	EXTENSION	1	Extension board, 150' dupl 22	170115222
5	CORE LINE	1	Core line	431741600
6	CORE LINE	2	Core line	431741600

SECTION 8 - INDEX

SUBJECT	PAGE
Alarm (beeper).....	7, 11, 13, 16, 24, 45
Ammeter.....	4, 14, 18, 36
Battery (auxiliary).....	7, 8, 12-14
Battery cable.....	16, 17, 31, 35, 46
Calibration.....	1, 15, 18, 20, 22, 24
Cell selector.....	2, 9, 14, 16, 17, 20, 22
Clock.....	2, 7, 8, 13, 20, 24, 31, 35
CLOCK (circuit board).....	40
CONTROL (circuit board).....	4-10, 11, 13, 14, 21, 23, 24, 31, 35, 41
Control Switch.....	2, 4-7, 9, 11, 13, 14, 31, 36
Current fault.....	10, 12, 24
Current limiter.....	23, 25, 38
Current selector.....	14, 17
Cycle end.....	7, 9, 13, 15, 23
DPM.....	14, 18-20, 31, 36, 37
Fuse.....	23, 24, 37
Heatsink.....	10, 11, 23
Installation.....	1, 27
Line current.....	27, 28
Line frequency.....	7, 24
Line voltage.....	4, 22, 23, 27
MONITOR (circuit board).....	2, 5-7, 9, 11, 13, 20-22, 24, 31, 35, 43
Overheat (fault).....	10
Overtemp (fault).....	11, 16
Overvoltage.....	2, 9, 16, 22
POWER (circuit board).....	4, 6, 7, 11-14, 22, 23, 31, 35, 45
Power failure.....	7, 8, 11-13
Reset.....	5-9, 11-17, 23
Reverse polarity.....	2, 10, 11, 16
SCR.....	2, 4, 5, 12, 13, 23
Shorted transistor.....	23, 25, 26
Shunt.....	4, 5, 18, 22, 24, 33, 38
Single cell adaptor.....	16, 35, 46
Temp-plate.....	2, 11, 16, 27, 31, 35, 46
Thermistor.....	11, 38, 39, 46
Time selector.....	8, 15-17
TIMER (circuit board).....	23, 24, 31, 35, 40
Voltage fault (see overvoltage or reverse polarity)	
Voltmeter.....	2, 14, 18, 23, 36